

OPEN Classes

Level 1

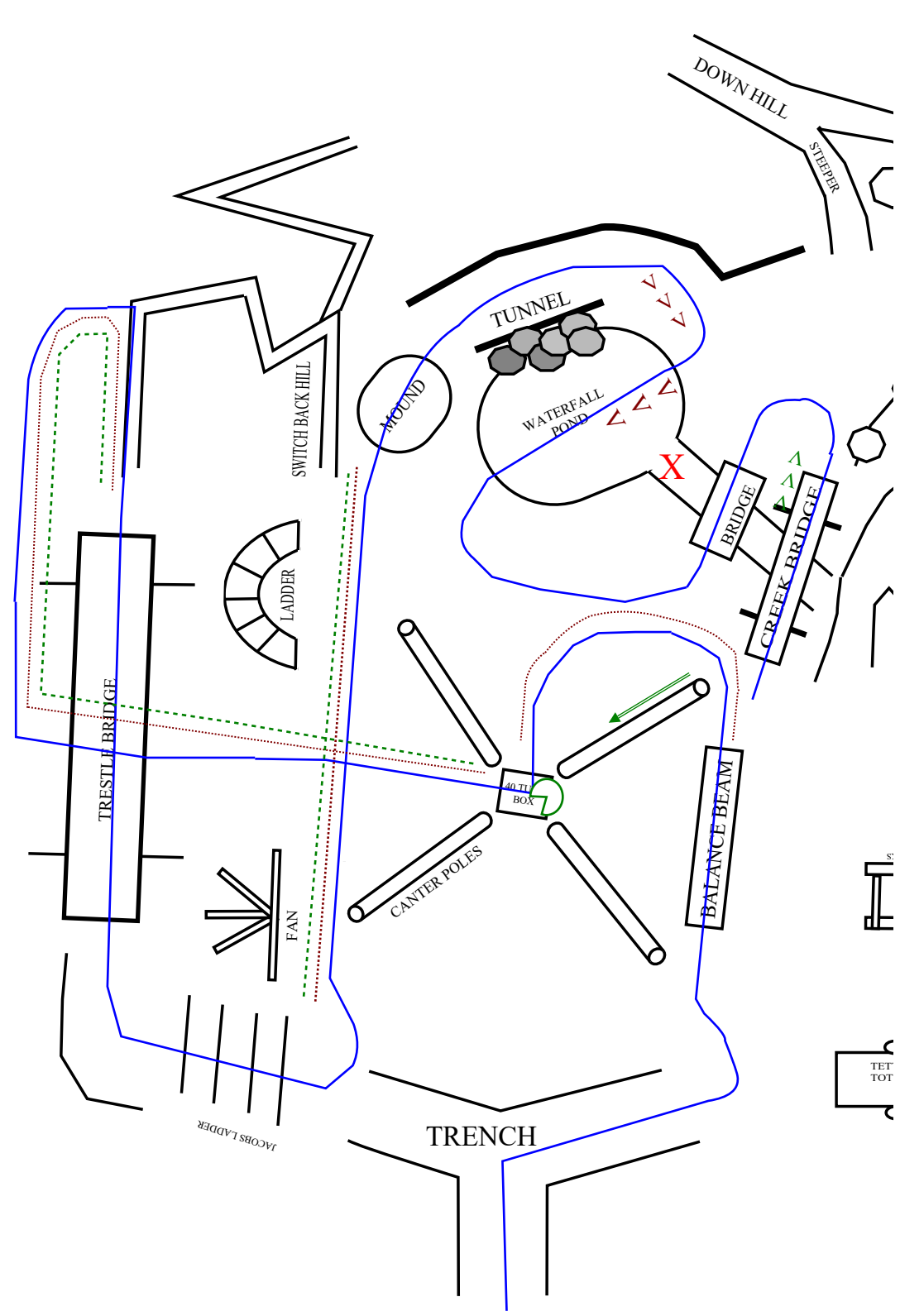
- 1) Trench
- 2) Balance beam
- 3) 90 R turn on Box
- 4) Under trestle bridge
- 5) over trestle bridge
- 6) Down steps
- 7) Over Mound - In Hand send
- 8) Through tunnel
- 9) Pond - in hand send from the X
- 10) Small Bridge
- 11) Creek Bridge

Level 2

- 1) Trench
- 2) Balance beam
- 3) Trot
- 4) 90 R Turn on box
- 5) Trot
- 6) Trot under bridge
- 7) Trot to trestle bridge (in hand walk)
- 8) Down Steps - stop 3 sec in center
- 9) Trot (In hand walk)
- 10) Mound - in hand send
- 11) Tunnel- at end 180 and back out
- 12) Continue & back into pond 180 in middle walk out
- 13) Sm Bridge
- 14) Creek Bridge

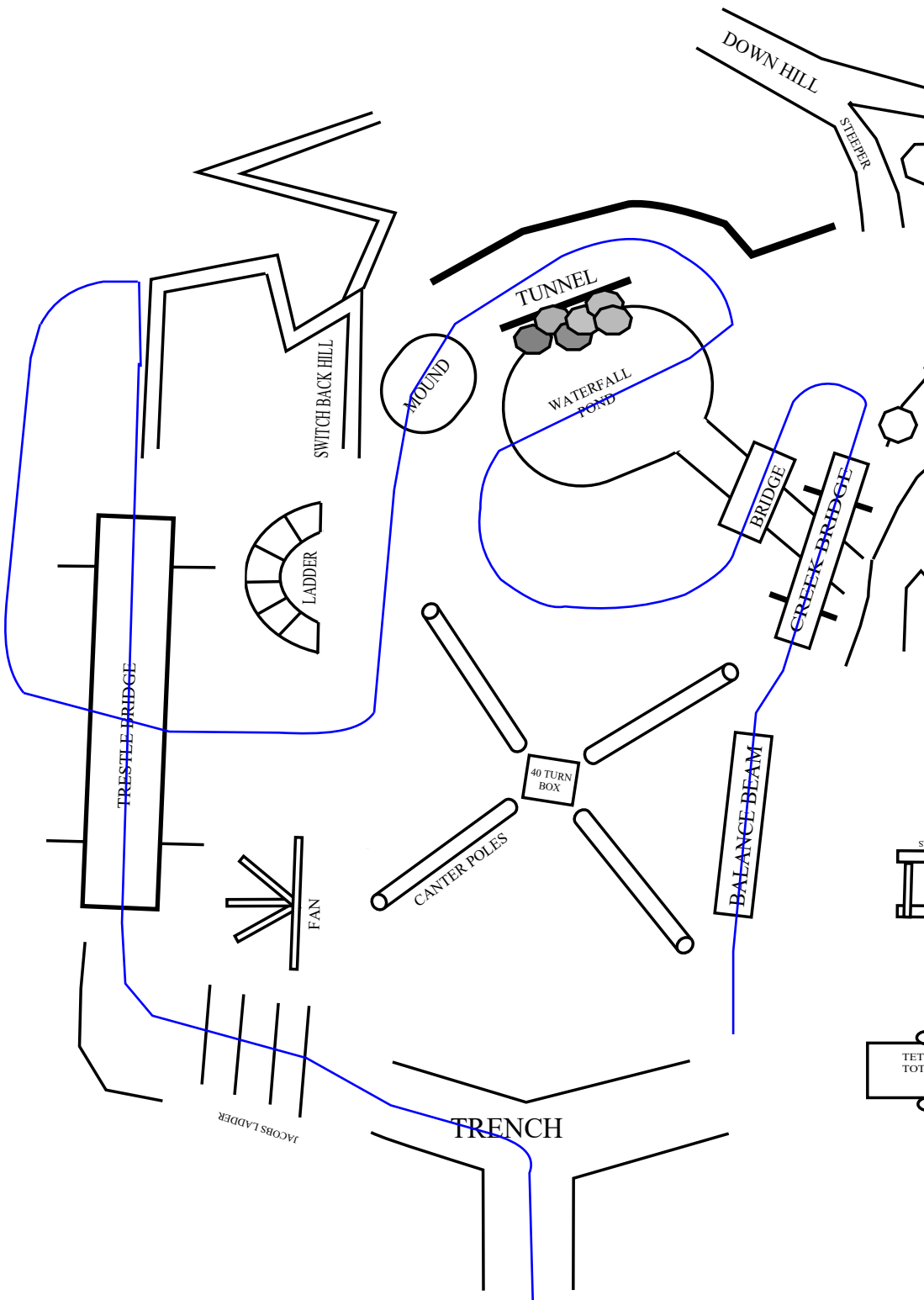
Level 3

- 1) Trench
- 2) Balance beam
- 3) Side pass Left on log horse facing pond - to middle
- 4) 270 turn on box (left turn)
- 5) Canter (in hand trot)
- 6) Canter under bridge (in hand walk)
- 7) Canter to trestle bridge (in hand walk)
- 8) Trestle Bridge
- 9) Down Steps
- 10) Canter to mound once straight (in hand walk)
- 11) Mound stop on top 3 sec
- 12) Tunnel - 180 at end and back out
- 13) Continue and back to center of pond-180 walk out
- 14) Bridge
- 15) Creek bridge in center stop - back out

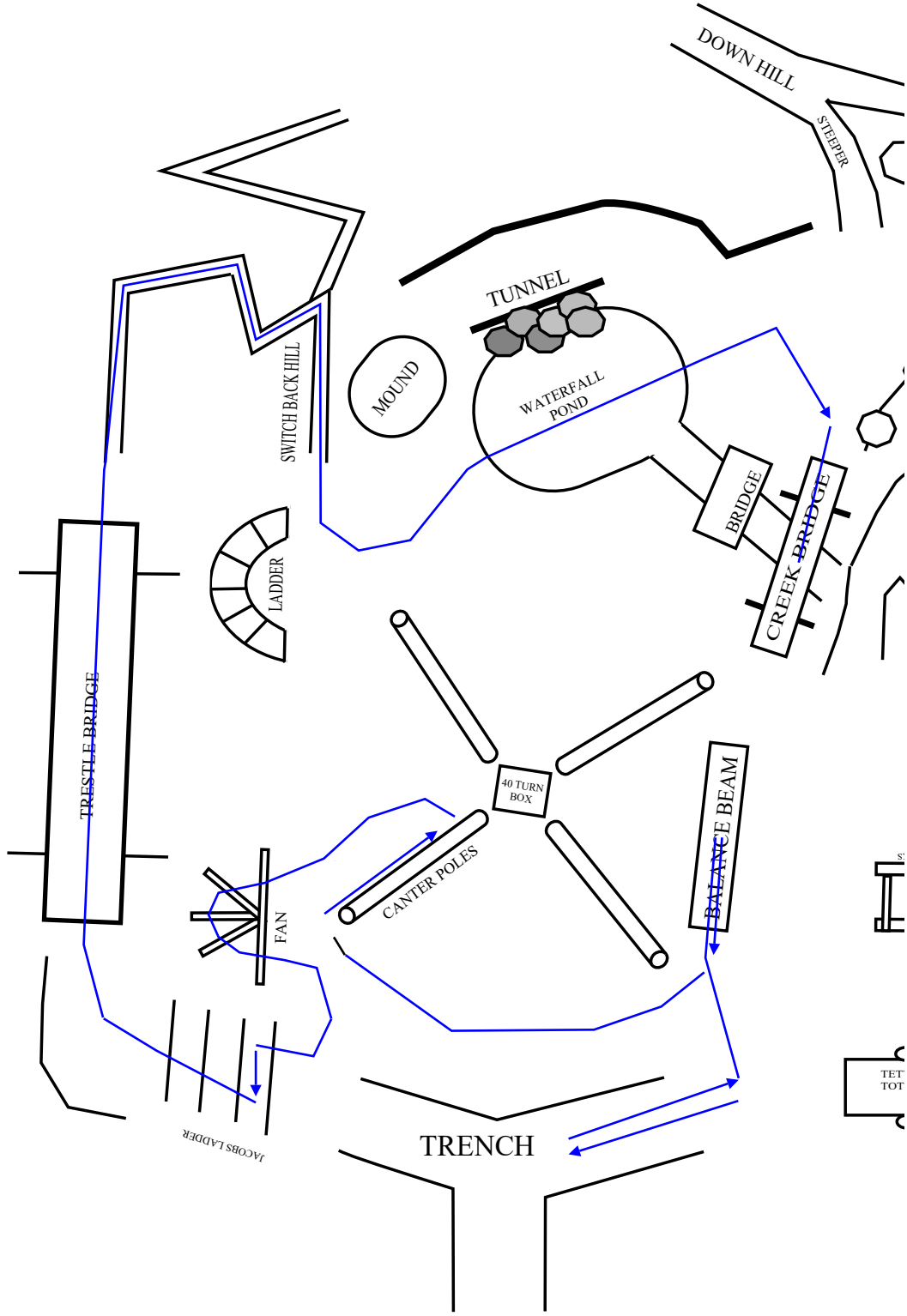


Silver Riders

- 1) Trench
- 2) Steps
- 3) Trestle Bridge
- 4) Under Trestle Bridge
- 5) Mound
- 6) Tunnel
- 7) Pond
- 8) Bridge
- 9) Creek Bridge
- 10) Balance Bream



Maneuvers



- 1) Walk in trench 4 steps, back out horse length
- 2) balance beam - walk to middle then back off
- 3) side pass pole - side pass coming on, not starting over pole at end stop before end, walk over end of log to exit
- 4) Fan - Stop in center 3 sec
- 5) step on 1st step at R side, side pass to center, finish steps
- 6) Trestle bridge- stop 3 sec in center
- 7) down switchback hill
- 8) Back into pond and all the way out horse length
- 9) side pass to line up with walking straight to creek bridge
- 10) creek bridge stop in center back off

YOUTH Classes Mini Classes

Level 1 & Rookie Classes & Leadline

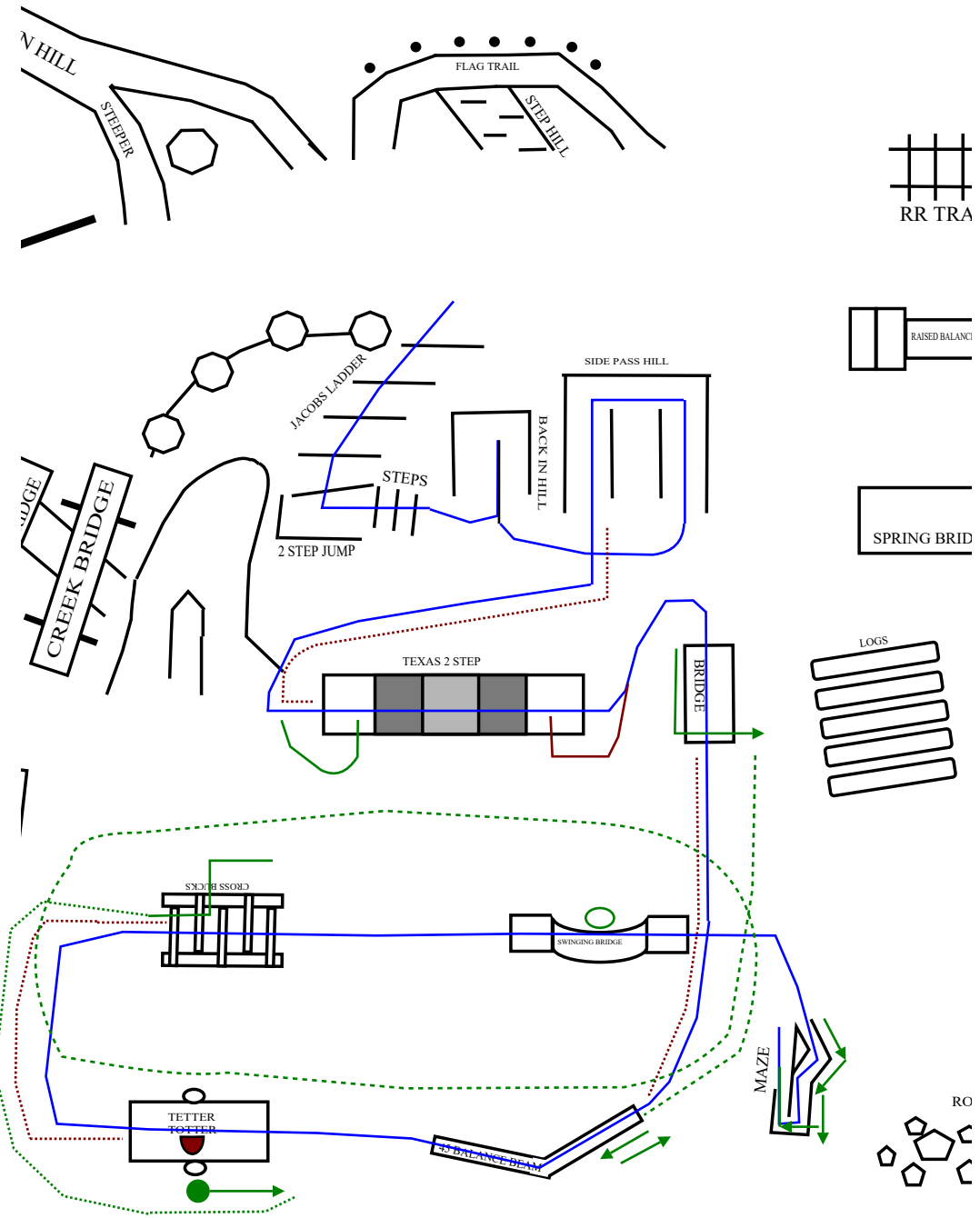
- 1) Down Steps
- 2) Walk in 180 Walk out
- 3) Walk up R Side down L side
- 4) Texas 2 Step
- 5) Bridge
- 6) 45 Balance Beam
- 7) Teeter Todder
- 8) Cross Bucks
- 9) Swinging Bridge
- 10) Walk Maze

Level 2

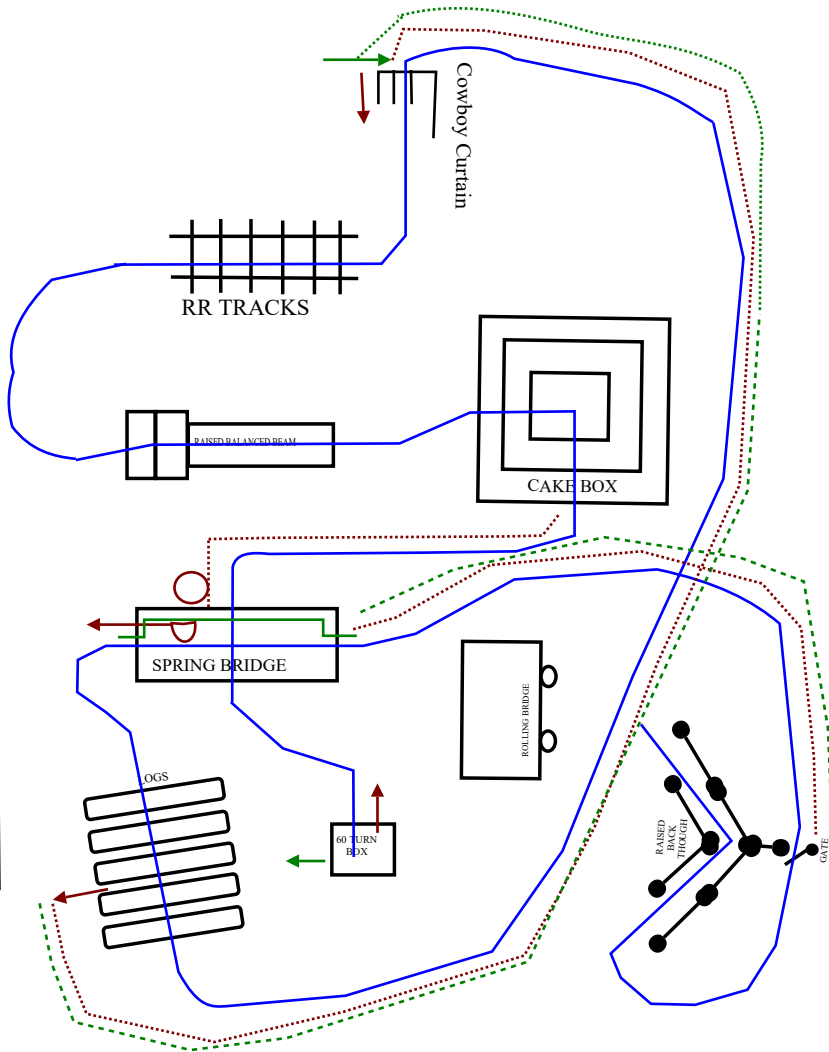
- 1) Down Steps
- 2) Walk in back out
- 3) Walk up R side Side pass L Down hill
- 4) Trot to end of T2S
- 5) T2S 90 R off last step
- 6) Stop in center of bridge 3 sec hold
- 7) Trot
- 8) 45 balance beam
- 9) Teeter Todder 180 back off
- 10) Trot
- 11) Cross Bucks
- 12) Swinging bridge
- 13) Back the maze

Level 3

- 1) Down Steps
- 2) back into Cave
- 3) Back up hill to top, walk back down
- 4) Trot to end of T2S
- 5) 90 R on 1st step and last step of T2S
- 6) Side pass edge of bridge at end, walk up and over bridge
- 7) Canter - See path (in hand trot directly to next obstacle)
- 8) 45 balance beam - 4 steps on, back off
- 9) Trot
- 10) 360 Teeter Todder & back off
- 11) Trot
- 12) Cross Bucks exit center to L
- 13) Swinging Bridge 360
- 14) Side pass edge of maze - Front hooves in maze. Last corner Walk into maze and walk out the rest of the way



Adult Classes
JR Horse Classes



Level 1

- 1) Walk Raised back though
- 2) Walk through Gate
- 3) Over spring bridge
- 4) Logs
- 5) Cowboy Curtain
- 6) RR Tracks
- 7) Raised balance beam
- 8) Cake box 90 R at top
- 9) Over middle of spring bridge
- 10) Stop on box

Level 2

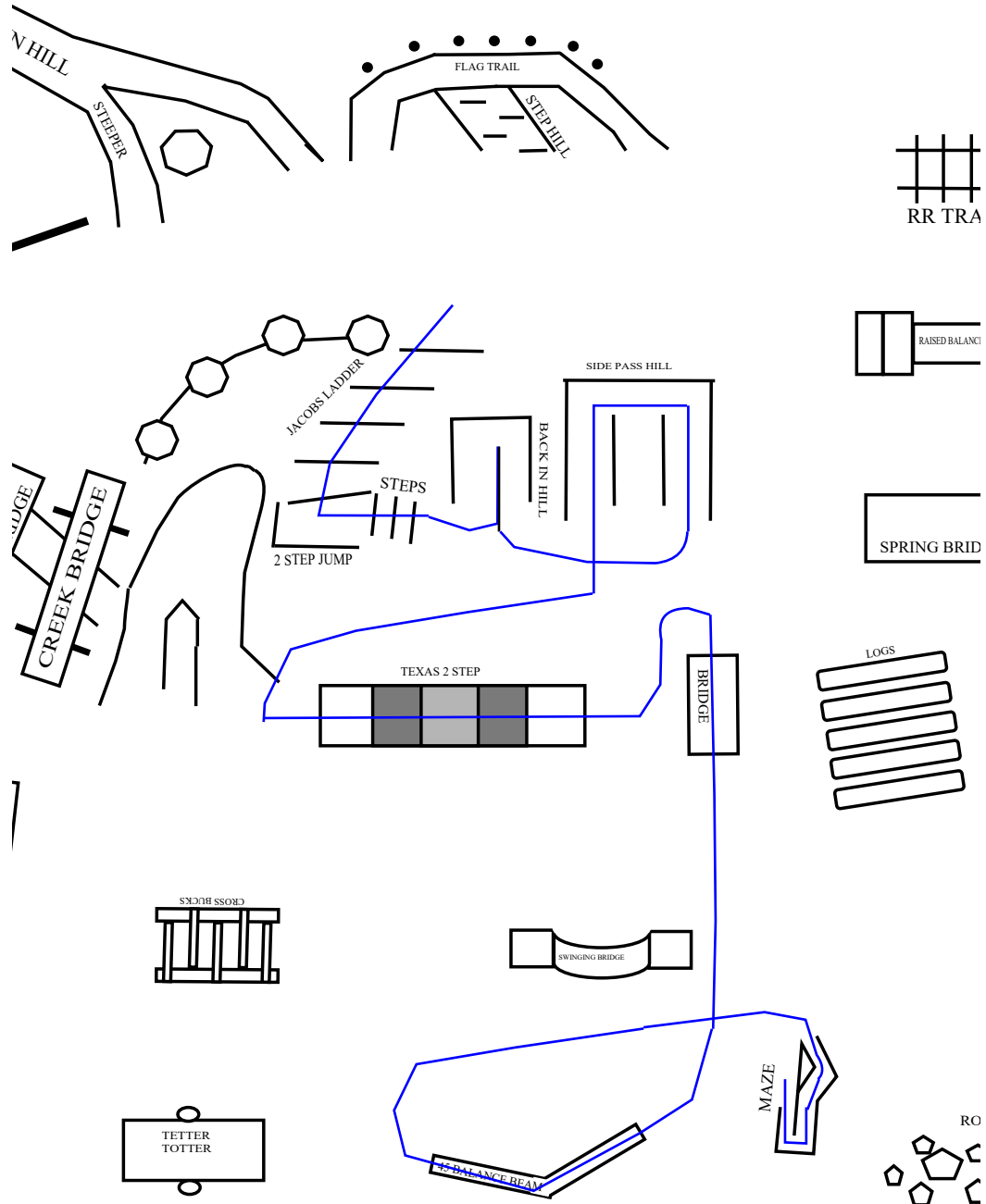
- 1) Back Raised back Through
- 2) Work Gate - side pass to and from gate
- 3) Trot
- 4) Spring Bridge - 180 back off
- 5) Logs - L 90 turn out center
- 6) Trot (In hand trot 5 steps only)
- 7) Back though cowboy Curtain
- 8) RR Tracks
- 9) Balance beam
- 10) 90 on top of cake box
- 11) Trot
- 12) Spring bridge 360
- 13) On box all 4 hooves and back up off box

Level 3

- 1) Back Raised back Through
- 2) Work Gate - side pass to and from gate **back though gate
- 3) Canter (In Hand trot)
- 4) Spring Bridge - front feet on center- side pass around corner, full length, around end corner to center. Back off
- 5) Logs - R 90 turn out center
- 6) Canter to end of cake box then trot (In hand trot 5 steps only)
- 7) Side pass into cowboy curtain L side pass. Start on outside
- 8) RR Tracks stop 3 sec in center
- 9) Balance beam walk on 4 steps, back 2 steps then forward again to finish
- 10) 90 on top of cake box
- 11) Trot
- 12) Spring bridge 360
- 13) walk on box, walk front hooves off other side in center, side pass R off box

ENTRY BOOTH

Rookie Classes Leadline



- 1) Down Steps
- 2) Walk in turn around and walk out
- 3) Walk up R Right and Down L
- 4) Texas 2 Step (T2S)
- 5) Bridge
- 6) 45 balance beam
- 7) Maze